

RECYFIX MONOTEC

Drainage system for traffic, parking and commercial areas.





RECYFIX MONOTEC

Drainage system for traffic, parking and commercial areas.

1 Requirements

Monolithic drainage channels* in traffic areas must:

- be permanently corrosion-resistant
- be secure against vandalism
- be maintenance-free and drain reliably
- satisfy aesthetic demands

2 Application areas

- parking areas
- market squares, public areas
- school playgrounds
- residential areas
- gas stations
- commercial areas

3 Solutions

Therefore, RECYFIX MONOTEC channels are especially suitable for draining parking and commercial areas:

- lightweight and easy processing for cost-effective installation
- channel made of specially resistant modified polypropylene
- leak-proof and chemical-resistant
- sturdy and unbreakable
- very quick to install

*Get more information about the Hightech-Manufacturing process on page 218.





Installation in asphalt surface



AMAZON regional distribution centre, Doncaster, United Kingdom



Installation in concrete surface



Installation in paving surfaces



Ideal for heavily-trafficked areas

FASERFIX®SUPER

FASERFIX®KS

FASERFIX®BIG SLG

FASERFIX®BIG BL

RECYFIX®PLUS X

RECYFIX®NC

RECYFIX®MONOTEC

RECYFIX®HICAP®F

FASERFIX®POINT KS

SERVICE CHANNEL

YOUR BENEFITS WITH **RECYFIX MONOTEC**

VERY HIGH HYDRAULIC CAPACITY

- optimised inlet surface with **FIBRETEC** design
 - high volume through slim channel construction
- Example:
RECYFIX MONOTEC 200 -
capacity 746 cm² $\hat{=}$ 74,6 litre/metre

**= PERFORMANCE
ASSURED**



UNBREAKABLE

- elastic and especially resistant material (PP)
- resistant to traffic volume and temperature differences in daily use

**= QUALITY- & PERFORMANCE
ASSURED**



HIGH RESISTANCE

- high resistance to frost, de-icing salt and UV light
- withstands high temperature differences
- chemical-resistant

**= QUALITY- & PERFORMANCE
ASSURED**



MONOLITHIC DRAINAGE CHANNEL FOR HIGHEST STABILITY

- manufactured with two parts, which are joined together into a monolithic channel in a mirror welding process. In the mirror welding process the joining surfaces are heated with heating elements (= mirror) and finally pressed together. All this is done without any additional connecting material. Afterwards, the connections are extremely reliable.
- vandal-proof
- permanently withstands frequent traffic

= QUALITY- & PERFORMANCE ASSURED



LOW MAINTENANCE

- easy cleaning by rinsing through the inspection box
- durable high-quality appearance

= TIME- & COST SAVINGS



LOW WEIGHT ENSURES EASY HANDLING ON SITE


- significantly lighter than channels made of mineral material
 - especially easy transport and fast installation
- Example: **RECYFIX MONOTEC 200** - weight 16.30 kg

= TIME- & COST SAVINGS



IDEAL FOR ...

heavily frequented applications with high retention volume up to class D 400, such as supermarkets, car parks and petrol stations.



1

Ribs for stability and lateral movement protection

2

Anti floating

RECYFIX MONOTEC

Optimal hydraulic capacity through slim design.

The RECYFIX MONOTEC channel is made of highly resistant and unbreakable polypropylene. Therefore, a particularly slender design is possible which has a positive effect with regard to drainage capacity. The smallest model, with a nominal width of 100 mm and a height of 230 mm, already achieves a drainage cross-section of 190.5 cm². Comparable channels, made from other materials, must have much thicker sidewalls which significantly reduces the drainage cross-section.

The RECYFIX MONOTEC Channel range consists of 3 heights with a nominal width of 100 mm and one model with a nominal width of 200 mm. Long-term practical tests and computer-aided simulations lead to the same result: The RECYFIX MONOTEC accumulates heavy rainfall, provides a sufficient backwater reserve and drains large surfaces safely and reliably.



Enormous Volume

- channel reliably takes in heavy rain
- more area per channel meter can be drained

RECYFIX MONOTEC

Nominal size	Height	Drainage cross-section		Volume/Channel
100 mm	230 mm	190.5 cm ²		19.1 l
100 mm	280 mm	245.5 cm ²		24.6 l
100 mm	380 mm	355.5 cm ²		35.6 l
200 mm	450 mm	746.1 cm ²		74.6 l

Maximum hydraulic capacity

The fiber-reinforced polypropylene material enables a slim channel design. As a result, a maximum hydraulic capacity is achieved.



NW 100, Type 230



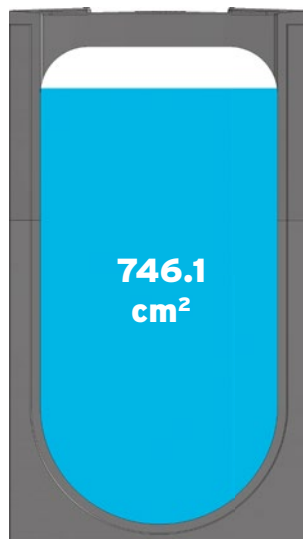
NW 100, Type 280



NW 100, Type 380



NW 200, Type 450



NW 200, Type 450



Lower drainage capacity, up to 45%, with monolithic channels made from other materials

FIBRETEC slotted grating: Proven to make progress

In 2010, HAURATON invented the FIBRETEC slotted grating. This grating is specially designed for maximum hydraulic performance. Optimized inlet radii ensure that the largest amount of water is led into the channel within the shortest time. More than one million channels sold expresses its great popularity. Deliberately, the design has now been transferred to the RECYFIX MONOTEC. Along with the enormous volume of the channel, a product with the highest hydraulic demands has emerged - the perfect combination of water intake, retention and drainage.



Testing at HAURATON Hydraulic Center in Budapest

FASERFIX®SUPER

FASERFIX®KS

FASERFIX®BIG SLG

FASERFIX®BIG BL

RECYFIX®PLUS X

RECYFIX®NC

RECYFIX®MONOTEC

RECYFIX®HICAP®F

FASERFIX®POINT KS

SERVICE CHANNEL

RECYFIX MONOTEC

Drainage system for traffic, parking and commercial areas.

RECYFIX MONOTEC channels meet the requirements of DIN EN 1433 and are suitable for the following load classes:



**Category C 250,
Load Class 250 kN**




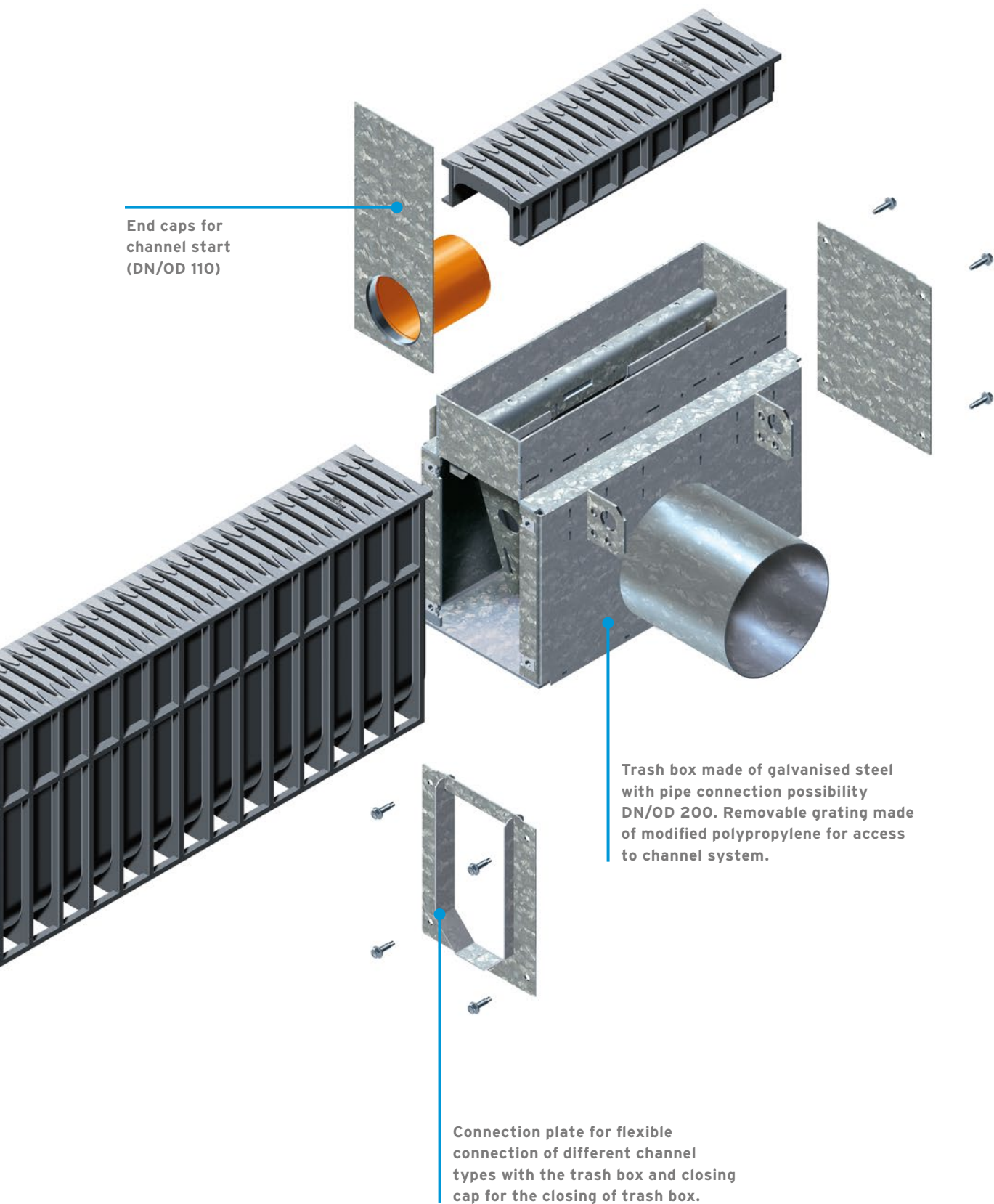
**Category D 400,
Load Class 400 kN**

If in doubt, always select the higher class.

RECYFIX MONOTEC channels
made of modified polypropylene,
according to DIN EN 1433,
CE-conform.

End caps for
channel start
(DN/OD 110)





FASERFIX®SUPER

FASERFIX®KS

FASERFIX®BIG SLG

FASERFIX®BIG BL

RECYFIX®PLUS X

RECYFIX®NC

RECYFIX®MONOTEC

RECYFIX®HICAP®F

FASERFIX®POINT KS

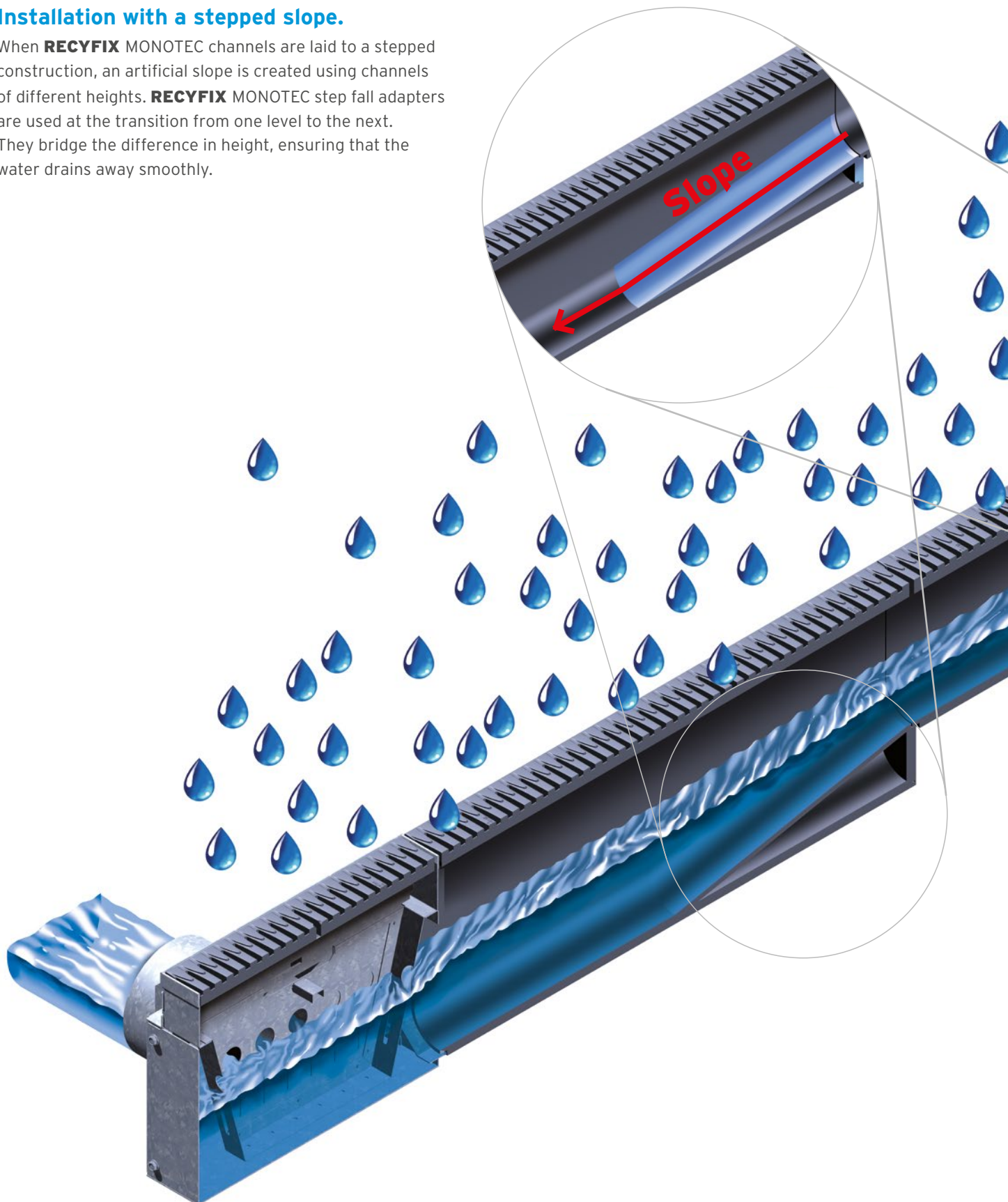
SERVICE CHANNEL

RECYFIX MONOTEC Step Fall

Reliable hydraulic performance for channel runs with a stepped slope.

Installation with a stepped slope.

When **RECYFIX** MONOTEC channels are laid to a stepped construction, an artificial slope is created using channels of different heights. **RECYFIX** MONOTEC step fall adapters are used at the transition from one level to the next. They bridge the difference in height, ensuring that the water drains away smoothly.





RECYFIX MONOTEC Step Fall Adapter, black, for channel runs with step fall

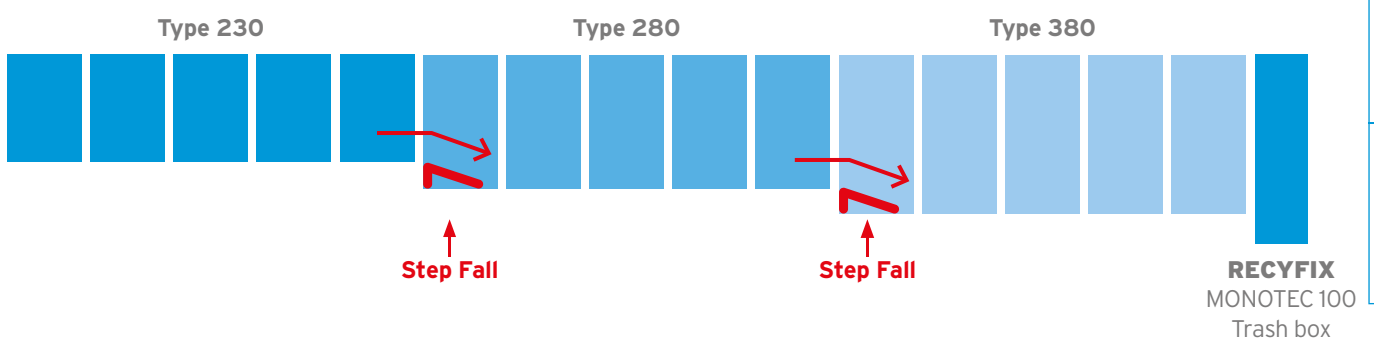


Step Fall Adapter for transition
from type 230 to 280



Step Fall Adapter for transition
from type 280 to 380

RECYFIX MONOTEC Channel 100:



FASERFIX®SUPER

FASERFIX®KS

FASERFIX®BIG SLG

FASERFIX®BIG BL

RECYFIX®PLUS X

RECYFIX®NC

RECYFIX®MONOTEC

RECYFIX®HICAP®F

FASERFIX®POINT KS

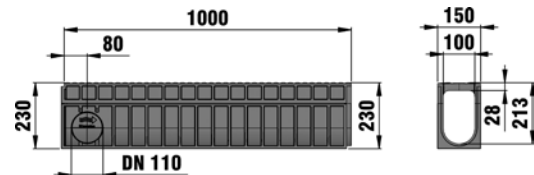

SERVICE CHANNEL

RECYFIX®MONOTEC 100

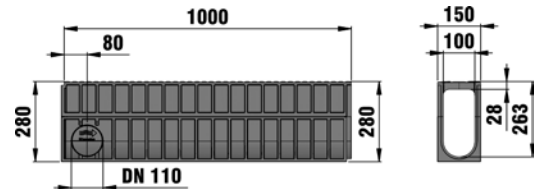

Monolithic channel

RECYFIX®MONOTEC 100, up to class D 400

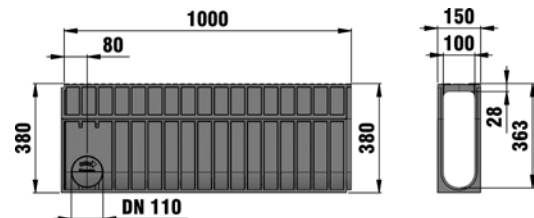

Type 230



Type 280



Type 380

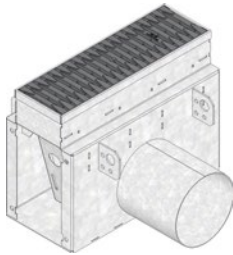


	Length mm	Width mm	Height mm	Internal channel cross-sect. cm ²	Intake cross-sect. cm ² /m	Weight kg	Item No.
Type 230	1000	150	230	190.5	372	7,60	36000
Type 280	1000	150	280	245.5	372	8,40	36005
Type 380	1000	150	380	355.5	372	10,40	36015

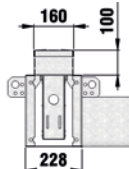
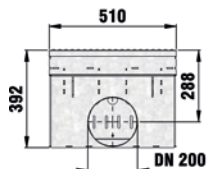
RECYFIX® MONOTEC 100

Accessories

Trash boxes



Trash box with galvanised bucket



Connection plate with screw set, galvanised, channel type 230



Closing cap with screw set, galvanised, for trash box/inspection box

	Length mm	Width mm	Height mm	Weight kg	Item No.
Trash box with galvanised bucket	510	160	392	29,50	36045
Looking handle with screw for protection against vandalism	28	117	14	0,10	36098
Connection plate with screw set, galvanised, channel type 230	-	216	283	1,10	36032
Connection plate with screw set, galvanised, channel type 280	-	216	283	1,00	36037
Connection plate with screw set, galvanised, channel type 380	-	216	283	0,90	36047
Closing cap with screw set, galvanised, for trash box/inspection box	-	216	283	1,00	36023

All trash and inspection boxes are factory-made with the end face open to enable a modular use for all application situations:

- Option 1: one-sided channel connection: You will need 1 connection plate with the same channel height (= same type) and an closing cap.
- Option 2: two-sided channel connection: You will need 2 connection plates with the same channel height (= same type).

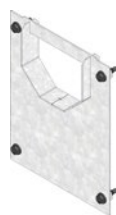
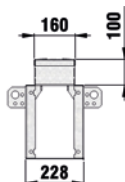
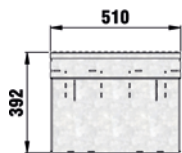
RECYFIX® MONOTEC 100

Accessories

Inspection box



Inspection box



Connection plate with screw set, galvanised, channel type 230



Closing cap with screw set, galvanised, for trash box/inspection box

	Length mm	Width mm	Height mm	Weight kg	Item No.
Inspection box	510	160	392	15,60	36035
Looking handle with screw for protection against vandalism	28	117	14	0,10	36098
Connection plate with screw set, galvanised, channel type 230	-	216	283	1,10	36032
Connection plate with screw set, galvanised, channel type 280	-	216	283	1,00	36037
Connection plate with screw set, galvanised, channel type 380	-	216	283	0,90	36047
Closing cap with screw set, galvanised, for trash box/inspection box	-	216	283	1,00	36023

All trash and inspection boxes are factory-made with the end face open to enable a modular use for all application situations:


- Option 1: one-sided channel connection: You will need 1 connection plate with the same channel height (= same type) and an closing cap.
- Option 2: two-sided channel connection: You will need 2 connection plates with the same channel height (= same type).

RECYFIX® MONOTEC 100

End caps




End cap closed, galvanised, type 230



End cap closed, galvanised, type 280



End cap closed, galvanised, type 380



End cap with horizontal PVC-U pipe outlet DN/OD 110, galvanised, type 280



End cap with horizontal PVC-U pipe outlet DN/OD 110, galvanised, type 380

	Length mm	Width mm	Height mm	Weight kg	Item No.
End cap closed, galvanised, type 230	-	150	224	0,50	36080
End cap closed, galvanised, type 280	-	150	274	0,60	36082
End cap closed, galvanised, type 380	-	150	374	0,90	36086
End cap with horizontal PVC-U pipe outlet DN/OD 110, galvanised, type 230	-	150	224	0,70	36090
End cap with horizontal PVC-U pipe outlet DN/OD 110, galvanised, type 280	-	150	274	0,80	36092
End cap with horizontal PVC-U pipe outlet DN/OD 110, galvanised, type 380	-	150	374	1,00	36096

Further accessories



Step Fall Adapter for step slope, from type 230 to 280



Step Fall Adapter for step slope, from type 280 to 380

	Length mm	Width mm	Height mm	Weight kg	Item No.
Step Fall Adapter for step slope, from type 230 to 280	510	125	113	0,50	36070
Step Fall Adapter for step slope, from type 280 to 380	510	125	163	0,60	36071
Universal sealant/adhesive Siga-Meltell® 220 black**	-	-	-	1,00	19051
Tubular pistol for universal sealant/adhesive Siga-Meltell® 220 black**	-	-	-	1,30	6891

**Amount needed for Type 380: approx. 32 ml per joint

FASERFIX® SUPER

FASERFIX® KS

FASERFIX® BIG SLG

FASERFIX® BIG BL

RECYFIX® PLUS X

RECYFIX® NC

RECYFIX® MONOTEC

RECYFIX® HICAP® F

FASERFIX® POINT KS

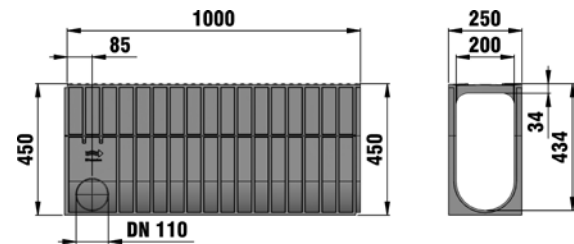

SERVICE CHANNEL

RECYFIX® MONOTEC 200

Monolithic channel

RECYFIX® MONOTEC 200, up to class D 400

Type 450

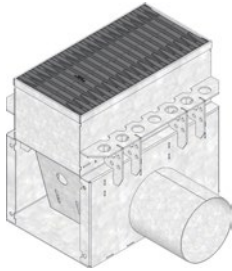


	Length mm	Width mm	Height mm	Internal channel cross-sect. cm ²	Intake cross-sect. cm ² /m	Weight kg	Item No.
Type 450	1000	250	450	746.1	656	16,30	36215

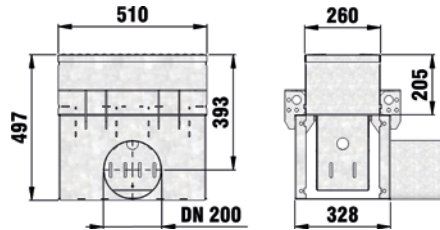
RECYFIX® MONOTEC 200

Accessories

Trash boxes



Trash box with galvanised bucket



Looking handle with screw for protection against vandalism



Connection plate with screw set, galvanised, channel type 450



Closing cap with screw set, galvanised, for trash box/inspection box

	Length mm	Width mm	Height mm	Weight kg	Item No.
Trash box with galvanised bucket	510	260	497	42,70	36245
Looking handle with screw for protection against vandalism	-	206	120	0,20	36298
Connection plate with screw set, galvanised, channel type 450	-	316	283	1,20	36247
Connection plate with screw set, galvanised, for RECYFIX MONOTEC 100 type 380	-	316	283	1,60	36147
Closing cap with screw set, galvanised, for trash box/inspection box	-	316	283	1,50	36223

All trash and inspection boxes are factory-made with the end face open to enable a modular use for all application situations:

- Option 1: one-sided channel connection: You will need 1 connection plate with the same channel height (= same type) and an closing cap.
- Option 2: two-sided channel connection: You will need 2 connection plates with the same channel height (= same type).

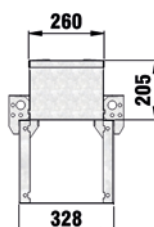
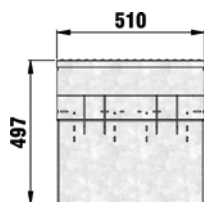
RECYFIX® MONOTEC 200

Accessories

Inspection box



Inspection box



Looking handle
with screw for protection
against vandalism



Connection plate
with screw set, galvanised,
channel type 450



Closing cap
with screw set, galvanised,
for trash box/inspection box

	Length mm	Width mm	Height mm	Weight kg	Item No.
Inspection box	510	260	497	24,50	36235
Looking handle with screw for protection against vandalism	-	206	120	0,20	36298
Connection plate with screw set, galvanised, channel type 450	-	316	283	1,20	36247
Connection plate with screw set, galvanised, for RECYFIX MONOTEC 100 type 380	-	316	283	1,60	36147
Closing cap with screw set, galvanised, for trash box/inspection box	-	316	283	1,50	36223

- **Option 1: one-sided channel connection:** You will need 1 connection plate with the same channel height (= same type) and an closing cap.
- **Option 2: two-sided channel connection:** You will need 2 connection plates with the same channel height (= same type).

RECYFIX® MONOTEC 200

End caps



End cap closed, galvanised, type 450



End cap with horizontal PVC-U pipe outlet DN/OD 110, galvanised, type 450

	Length mm	Width mm	Height mm	Weight kg	Item No.
End cap closed, galvanised, type 450	-	250	441	1,70	36286
End cap with horizontal PVC-U pipe outlet DN/OD 110, galvanised, type 450	-	250	441	1,90	36296

Further accessories

	Length mm	Width mm	Height mm	Weight kg	Item No.
Universal sealant/adhesive Siga-Meltell® 220 black**	-	-	-	1,00	19051
Tubular pistol for universal sealant/adhesive Siga-Meltell® 220 black**	-	-	-	1,30	6891

**Amount needed for Type 450: approx. 42 ml per joint

FASERFIX® SUPER

FASERFIX® KS

FASERFIX® BIG SLG

FASERFIX® BIG BL

RECYFIX® PLUS X

RECYFIX® NC

RECYFIX® MONOTEC

RECYFIX® HICAP® F

FASERFIX® POINT KS

SERVICE CHANNEL